

**Custom Solutions  
Comprehensive Support**

ESI™ products power fitness equipment used in homes, health clubs and rehabilitation clinics. Backed by comprehensive support from product development and design through manufacturing and service, ESI offers custom solutions to meet the needs of today's demanding users.

**+1.203.758.4401**



Put your customers in control of their data

**IMPACT | Touch Series TFT Consoles**



**IMPACT Lite 9**

9" [23 cm] 800x480 Glass Display Panel with Touch Buttons\*

Controls multiple equipment types

Built-in workout programs

*\*Also available in Touch Screen*

**IMPACT Pro 16**

15.6" [40 cm] High-Resolution 1920x1280 Touch Screen Display with Multi-Touch and Gestures

Controls multiple equipment types

Built-in workout programs and videos

Runs multimedia entertainment and 3rd party apps

**IMPACT ProXL 22**

21" [63 cm] High-Resolution 1920x1280 Touch Screen Display with Multi-Touch and Gestures

Controls multiple equipment types

Built-in workout programs and videos















Runs multimedia entertainment and 3rd party apps



ALL YOUR EQUIPMENT CAN  
SHARE THE SAME ATTRACTIVE  
AND POWERFUL CONTROLS



# IMPACT | Touch Series: Tech Specs

	IMPACT Lite 9	IMPACT Pro 16	IMPACT ProXL 22
TECHNOLOGY		  	  
ENCLOSURE	High-strength plastic enclosure	High-strength plastic enclosure with VESA mounting	Steel enclosure with VESA mounting
DISPLAY SIZE	9" [23 cm] 800x480 widescreen TFT display	15.6" [40 cm] 1920x1280 high resolution widescreen TFT display	21" [63 cm] 1920x1280 high resolution widescreen TFT display
PROCESSOR	32-bit CPU, 128 Mb Flash, 32Mb RAM	64-bit Quad-Core CPU, 32 Gb Flash, 4Gb RAM	
TACTILE	Capacitive touch buttons with sweat & water rejection	Capacitive multi-touch screen with sweat & water rejection	
CONNECTIVITY	Optional Bluetooth low energy and ANT+ exercise equipment	Built in Ethernet, WiFi, Bluetooth audio, Bluetooth low energy and ANT+	
SENSOR INPUTS	Heart rate, wireless, handgrip, and Bluetooth		
EQUIPMENT INTERFACE	Serial TTL and RS422 interfaces for equipment control		
	Multiple connectors customizable to your equipment needs	Multiple connectors customizable to your equipment needs	Single 37-pin DIN connector for equipment
EQUIPMENT CONTROL	PWM outputs, speed inputs, digital I/O and relay drives; Controls for equipment functions		
SOFTWARE FEATURES	Wide array of exercise workouts, fitness tests & heart rate control		
	Client database and multi-user settings and workout tracking		
	—	Built-in virtual video workouts	
		Internet based streaming video workouts	
		Internet browser for entertainment content	
Automatic Internet software updates			
AUDIO	—	Built-in audio speakers, or connect to external Bluetooth headphones or speakers	
3rd PARTY APPS (Up to 15)	—	       +8	
HDMI CONNECT	—	—	HDMI In: mirror mobile screen and apps to console screen HDMI Out: project console screen to monitor or HDTV
TOOLS	Built in diagnostics, error tracking, and reporting		

Call now to start a conversation.  
No cost. No obligation.

+1.203.758.4401 | sales@esielectronic.com

esielectronic.com